

Scaled data based on original data using
LM-79-08 Approved Method: Electrical and Photometric Measurements of Solid-
State Lighting Products

Test Report Prepared for
Cooper Lighting Solutions
(formerly Eaton)

Brand: STREETWORKS

Report Number: P318455

Luminaire Tested: **GAN-SA1D-750-U-T3**

Issue Date: 3/3/2020

Test Information

Test Method: LM-79-08
Report Number: P318455
TEST IS SCALED FROM IESNA LM-79-08 TEST DATA (G2-1903-205-14)
Test Lab: INNOVATION CENTER
Issue Date: 3/3/2020
Manufacturer: COOPER LIGHTING SOLUTIONS (FORMERLY EATON)
Product Line: STREETWORKS
Catalog Number: GAN-SA1D-750-U-T3
Description: GALLEON AREA AND ROADWAY LUMINAIRE
(1) 70 CRI, 5000K, 1200mA LIGHTSQUARE WITH 16 LEDS AND TYPE III OPTICS
Light Source: -
Ballast/Driver: ELECTRONIC DRIVER

Summary

Lumens per Lamp: N/A
Luminaire Lumens: 8125 lumens
Efficiency: N/A
Efficacy: 121.3 lumens/watt
Luminous Opening: Rectangular (W 0.5' x L: 0.5' x H: 0')
IES Classification: Type III - Short
BUG Rating: B1 - U0 - G2

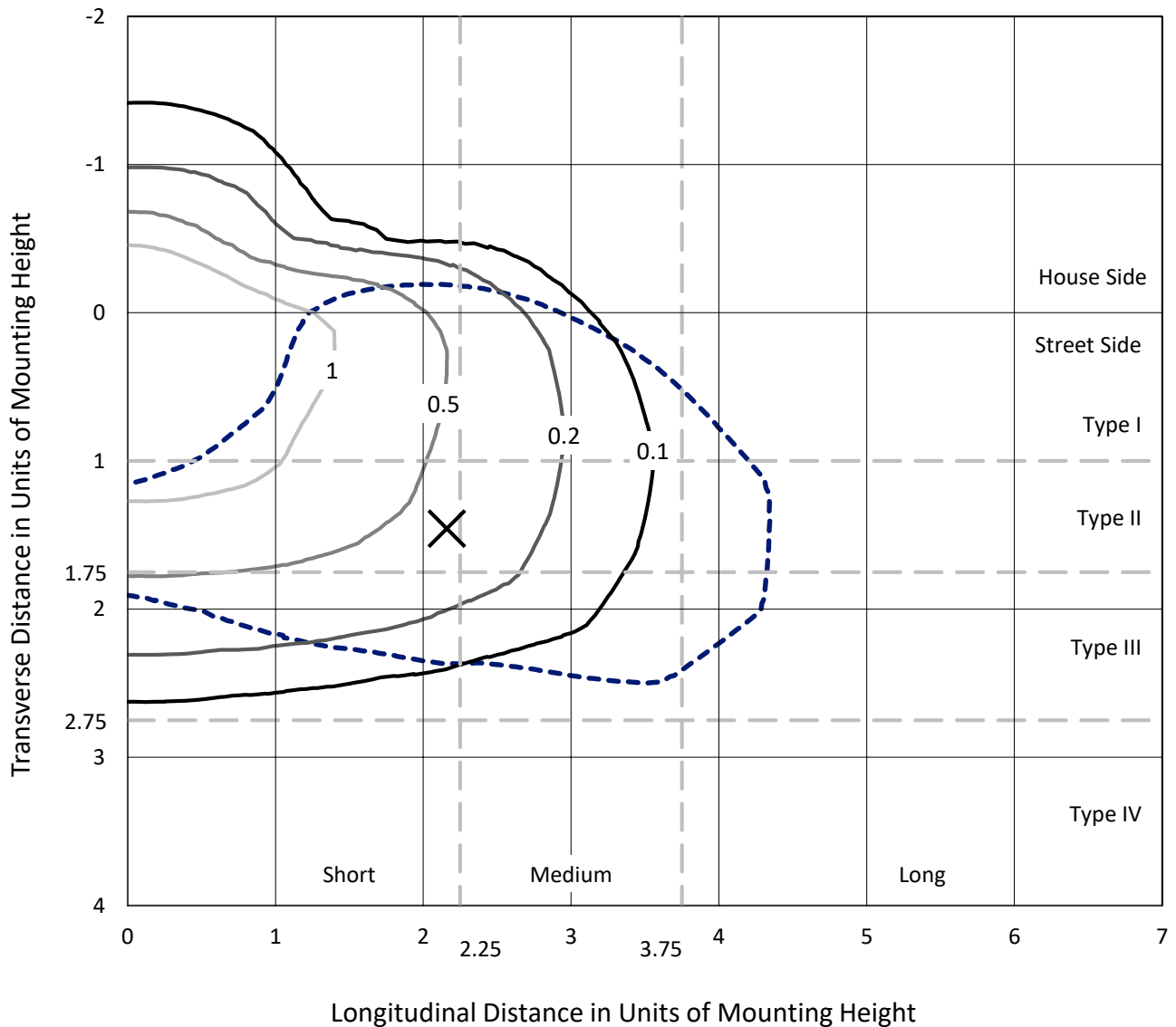
Input Watts (W): 67
Input Voltage (V): NR
Input Current (Ain): NR
Voltage Rise (V): NR
Power Factor: NR
Total Harmonic Distortion (THDi): NR
Frequency (hertz): 60
Stabilization Time: NR
Operation Time: NR
Ambient Temperature (°C): NR
Test Distance: 24 FT



REPORT NUMBER: P318455
 CATALOG NUMBER: GAN-SA1D-750-U-T3

Iso-Footcandle Lines of Horizontal Illumination

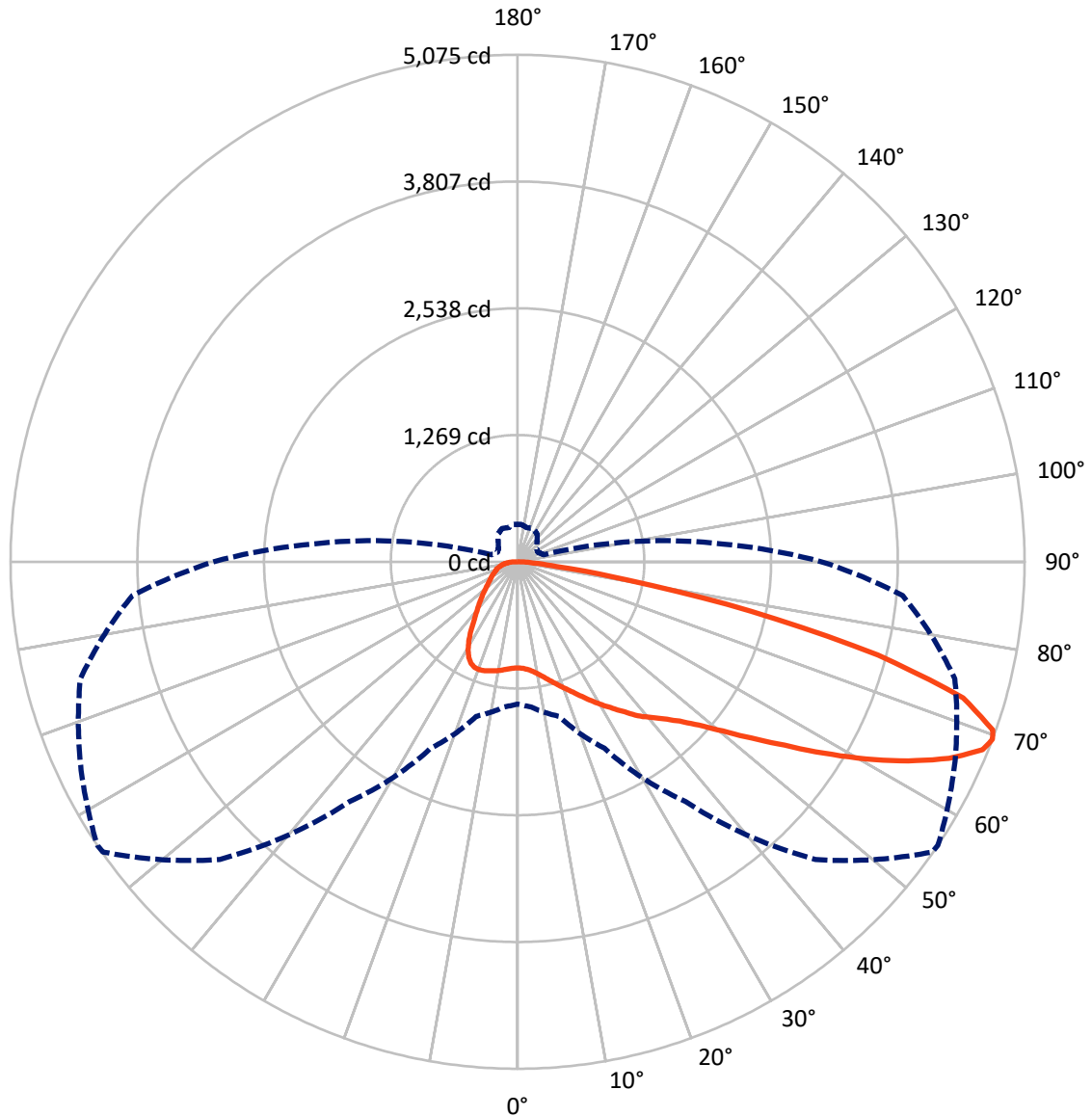
✕ Max cd
 - - - 1/2 Max cd



Based on 25 foot mounting height. Maximum calculated value = 1.8 fc
 Type III - Short - N/A

REPORT NUMBER: P318455
CATALOG NUMBER: GAN-SA1D-750-U-T3

Luminous Intensity Polar Plot



— Vertical Plane Through 56-Deg Lateral - - - Horizontal Cone Through 69-Deg Vertical

REPORT NUMBER: P318455
 CATALOG NUMBER: GAN-SA1D-750-U-T3

FLUX DISTRIBUTION:

		Downward	Upward	Total
House Side	Lumens	1809.4	0.0	1809.4
	% Fixture	22.3	0.0	22.3
Street Side	Lumens	6315.6	0.0	6315.6
	% Fixture	77.7	0.0	77.7
Total	Lumens	8125.0	0.0	8125.0
	% Fixture	100.0	0.0	100.0

ZONAL LUMENS:

Zone	Lumens	% Fixture
0°-10°	104.3	1.3
10°-20°	335.5	4.1
20°-30°	585.6	7.2
30°-40°	841.2	10.4
40°-50°	1164.2	14.3
50°-60°	1705.7	21.0
60°-70°	2079.6	25.6
70°-80°	1149.7	14.2
80°-90°	159.2	2.0
90°-100°	0.0	0.0
100°-110°	0.0	0.0
110°-120°	0.0	0.0
120°-130°	0.0	0.0
130°-140°	0.0	0.0
140°-150°	0.0	0.0
150°-160°	0.0	0.0
160°-170°	0.0	0.0
170°-180°	0.0	0.0
0°-90°	8125.0	100.0
0°-180°	8125.0	100.0

Coefficient of Utilization

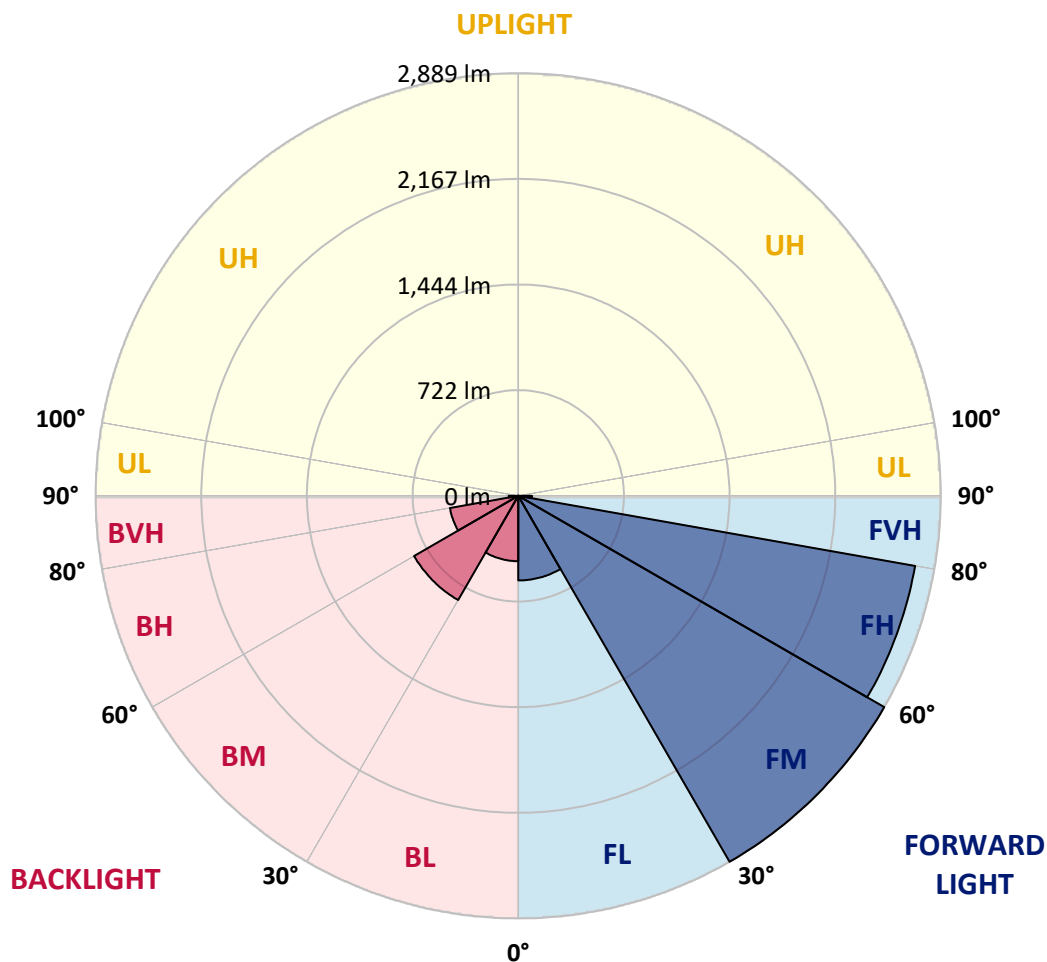


REPORT NUMBER: P318455
 CATALOG NUMBER: GAN-SA1D-750-U-T3

LUMINAIRE CLASSIFICATION SYSTEM LUMEN TABLE AND BUG RATING:

Zone	Lumens	% Fixture	Zone Rating/Lumen Limit		
			B	U	G
FL (0°-30°)	578.3	7.1			
FM (30°-60°)	2888.7	35.6			
FH (60°-80°)	2754.8	33.9			G2/5000
FVH (80°-90°)	93.8	1.2			G1/100
BL (0°-30°)	447.1	5.5	B1/500		
BM (30°-60°)	822.3	10.1	B1/1000		
BH (60°-80°)	474.5	5.8	B1/500		G1/500
BVH (80°-90°)	65.4	0.8			G1/100
UL (90°-100°)	0.0	0.0		U0/0	
UH (100°-180°)	0.0	0.0		U0/0	

BUG Rating: B1-U0-G2
 Type III Short





REPORT NUMBER: P318455

CATALOG NUMBER: GAN-SA1D-750-U-T3

CANDELA DISTRIBUTION (FULL):

	0°	5°	15°	25°	35°	45°	55°	56°	65°	75°	85°
0°	1062.2	1062.2	1062.2	1062.2	1062.2	1062.2	1062.2	1062.2	1062.2	1062.2	1062.2
2.5°	1068.9	1070.1	1069.2	1071.5	1068.9	1070.6	1069.2	1069.2	1068.4	1065.9	1063.1
5°	1085.7	1088.0	1086.6	1088.8	1085.7	1086.3	1083.8	1083.8	1081.3	1075.9	1070.3
7.5°	1112.0	1114.6	1113.4	1115.7	1111.5	1111.5	1108.1	1107.8	1102.8	1094.1	1087.7
10°	1143.4	1146.8	1145.6	1149.0	1145.6	1146.8	1143.4	1143.4	1136.7	1124.4	1116.2
12.5°	1189.0	1193.2	1190.1	1189.9	1188.5	1190.7	1187.9	1187.3	1181.2	1164.4	1153.2
15°	1250.0	1254.5	1248.1	1247.5	1239.7	1238.8	1238.8	1238.0	1234.1	1213.9	1195.5
17.5°	1320.3	1321.7	1316.1	1307.1	1297.1	1290.6	1289.8	1292.0	1292.0	1268.5	1239.1
20°	1389.1	1391.7	1387.2	1377.1	1364.2	1354.7	1348.0	1352.5	1352.2	1324.2	1282.5
22.5°	1464.2	1470.0	1463.3	1450.4	1435.3	1424.7	1412.9	1416.9	1417.1	1382.7	1325.0
25°	1561.3	1556.0	1551.8	1533.6	1512.0	1501.1	1490.2	1494.1	1493.0	1445.7	1369.0
27.5°	1647.2	1648.3	1642.7	1623.4	1598.5	1574.4	1573.9	1576.4	1572.2	1511.2	1410.4
30°	1747.1	1747.7	1739.9	1722.5	1695.4	1664.3	1657.0	1661.2	1652.3	1573.3	1454.1
32.5°	1846.5	1849.3	1840.6	1819.6	1797.8	1760.0	1745.5	1748.3	1725.9	1636.9	1499.1
35°	1933.6	1937.5	1934.7	1920.7	1896.9	1864.4	1847.1	1845.4	1817.7	1714.7	1558.8
37.5°	2022.3	2025.9	2022.8	2011.1	2001.6	1967.1	1957.9	1957.9	1909.8	1794.2	1634.6
40°	2113.5	2119.1	2115.5	2099.3	2091.1	2075.5	2053.3	2048.0	1996.0	1889.6	1758.3
42.5°	2198.3	2205.6	2220.2	2210.7	2194.1	2196.4	2151.9	2149.1	2111.0	2030.7	1913.7
45°	2318.7	2329.3	2354.0	2346.7	2343.3	2331.0	2278.1	2275.6	2261.0	2220.4	2106.5
47.5°	2450.0	2464.5	2509.0	2510.4	2546.5	2523.3	2451.4	2442.7	2446.0	2447.7	2341.9
50°	2570.9	2586.8	2659.9	2694.3	2779.4	2784.4	2669.4	2661.6	2674.7	2713.4	2616.2
52.5°	2667.4	2687.6	2778.8	2885.2	3031.0	3072.5	2937.8	2932.0	2941.8	3008.4	2926.4
55°	2738.3	2760.1	2859.5	3053.2	3286.0	3359.1	3246.8	3241.2	3247.4	3332.2	3263.6
57.5°	2754.8	2760.1	2904.2	3166.2	3501.3	3676.8	3625.0	3613.8	3583.6	3657.5	3635.9
60°	2677.2	2698.5	2867.3	3206.0	3667.8	3990.0	4020.2	4006.2	3921.4	3981.9	3964.5
62.5°	2519.9	2558.0	2729.3	3145.5	3733.0	4245.8	4407.9	4391.1	4245.0	4284.2	4200.7
65°	2263.0	2279.2	2459.2	2937.0	3650.2	4409.5	4753.5	4745.1	4561.3	4500.0	4244.4
67.5°	1803.4	1833.9	1986.7	2501.2	3311.2	4390.2	5020.9	5020.0	4767.8	4580.0	4089.6
69°	1424.7	1456.3	1601.9	2060.3	2930.0	4213.6	5065.6	5075.4	4826.0	4531.3	3868.5
70°	1135.8	1172.5	1272.4	1735.4	2591.6	3980.7	5028.4	5046.0	4814.8	4451.0	3664.5
72.5°	483.4	513.1	584.2	894.6	1579.5	2972.5	4597.6	4664.3	4555.4	4073.7	3028.5
75°	211.0	220.3	252.5	364.7	701.2	1617.8	3601.8	3724.9	3895.1	3443.3	2256.0
77.5°	154.5	158.4	176.1	214.1	314.6	611.0	2316.2	2387.8	2809.1	2505.7	1383.8
80°	119.5	122.3	136.0	157.3	205.4	247.2	1056.3	1117.9	1579.5	1287.0	576.3
82.5°	95.2	97.1	106.6	115.9	141.9	149.7	350.7	389.1	583.0	355.5	152.5
85°	88.4	90.7	94.0	84.5	91.0	87.9	151.7	158.7	176.1	139.7	63.8
87.5°	40.0	47.3	93.2	65.8	48.4	38.6	62.1	64.9	73.1	73.3	28.3
90°	0.0	0.0	0.0	0.0	0.0	0.0	0.0	0.0	0.0	0.0	0.0



REPORT NUMBER: P318455
 CATALOG NUMBER: GAN-SA1D-750-U-T3

CANDELA DISTRIBUTION (continued):

	90°	95°	105°	115°	125°	135°	145°	155°	165°	175°	180°
0°	1062.2	1062.2	1062.2	1062.2	1062.2	1062.2	1062.2	1062.2	1062.2	1062.2	1062.2
2.5°	1064.7	1063.9	1065.3	1061.9	1066.1	1065.9	1064.5	1065.0	1067.8	1067.5	1067.8
5°	1071.2	1070.6	1072.3	1069.8	1074.8	1076.5	1076.8	1079.3	1082.4	1083.2	1083.2
7.5°	1087.4	1087.4	1088.3	1084.9	1088.3	1088.0	1086.6	1089.1	1092.2	1092.5	1092.2
10°	1115.4	1115.7	1114.3	1105.6	1102.8	1095.2	1088.3	1088.5	1092.5	1095.5	1096.4
12.5°	1150.7	1149.6	1143.4	1127.4	1115.7	1100.3	1093.0	1092.7	1096.6	1099.2	1100.0
15°	1191.0	1187.9	1171.9	1145.9	1125.2	1110.1	1098.3	1095.5	1093.3	1090.5	1090.8
17.5°	1229.0	1222.0	1195.5	1159.3	1137.5	1117.4	1094.7	1076.5	1063.9	1056.6	1054.4
20°	1267.7	1254.0	1215.6	1171.9	1144.2	1107.6	1063.9	1027.0	1004.0	993.4	991.4
22.5°	1302.9	1280.8	1234.4	1185.1	1138.9	1074.5	1006.0	952.2	920.3	906.0	907.2
25°	1337.4	1306.6	1254.0	1194.3	1112.0	1016.3	925.4	859.3	822.3	806.4	805.8
27.5°	1367.6	1332.6	1275.2	1186.8	1061.9	933.5	829.9	765.5	734.7	721.0	718.8
30°	1402.3	1365.4	1303.5	1157.9	988.6	837.7	736.7	691.4	669.5	655.8	653.3
32.5°	1444.6	1409.9	1326.7	1105.6	894.8	737.8	663.9	632.3	612.4	597.0	594.2
35°	1506.1	1468.6	1332.6	1030.6	791.8	658.9	610.5	578.0	551.1	531.3	529.3
37.5°	1583.4	1542.3	1319.2	933.5	691.9	607.7	566.0	525.9	490.9	463.0	458.5
40°	1694.8	1632.7	1281.9	821.5	618.3	568.2	522.6	477.0	433.6	400.8	394.4
42.5°	1828.6	1738.7	1224.8	710.1	564.3	528.2	479.5	422.9	381.5	358.3	354.9
45°	1998.8	1849.0	1145.6	612.7	511.1	488.1	433.0	380.9	355.2	338.1	335.3
47.5°	2193.0	1972.7	1062.5	533.5	466.0	450.6	395.8	362.2	341.8	328.3	325.8
50°	2431.8	2112.4	974.3	468.6	420.7	405.6	378.1	351.8	335.6	325.2	322.7
52.5°	2701.0	2270.0	910.8	417.3	383.2	372.3	368.9	346.2	333.1	325.2	322.7
55°	2991.0	2430.4	842.2	374.2	350.7	353.8	362.8	346.8	337.8	328.3	324.7
57.5°	3281.3	2596.1	765.8	337.8	325.0	340.1	358.6	347.9	340.4	331.1	327.8
60°	3510.8	2701.0	647.4	307.3	304.5	325.0	348.5	339.5	329.7	330.0	329.4
62.5°	3618.0	2695.4	516.7	280.2	284.1	304.5	332.2	326.4	318.2	329.2	330.0
65°	3557.8	2561.1	402.2	255.5	262.3	283.3	315.4	319.9	322.7	343.7	346.5
67.5°	3305.3	2299.7	311.5	234.0	242.4	268.7	317.1	348.5	352.1	374.2	373.9
69°	3044.2	2054.5	270.7	222.8	232.6	272.3	339.0	366.7	353.0	376.5	373.1
70°	2825.3	1860.5	248.8	215.2	228.1	278.8	353.5	366.4	348.8	368.9	363.3
72.5°	2175.9	1338.5	211.0	201.2	213.0	266.7	357.7	358.3	339.0	342.9	333.4
75°	1492.4	845.9	184.2	182.2	190.1	240.4	344.3	342.3	313.5	307.9	300.1
77.5°	822.9	429.6	156.5	164.0	169.3	213.0	312.9	310.1	286.3	274.6	271.8
80°	317.4	188.1	132.1	145.8	149.2	184.5	274.3	271.8	251.9	236.8	232.6
82.5°	119.8	98.5	109.2	126.2	125.1	152.3	232.3	230.9	211.6	189.5	182.8
85°	55.4	59.1	86.5	104.1	96.0	112.8	185.9	188.4	164.9	138.6	138.6
87.5°	23.5	33.0	61.3	78.7	64.7	76.1	136.3	130.2	119.5	82.9	77.8
90°	0.0	0.0	0.0	0.0	0.0	0.0	0.0	0.0	0.0	0.0	0.0

(END OF REPORT)